

# ACI Racing Weekend Vallelunga, 15-16 Giugno 2024

## Italian F4 Championship - Results Qualifying 2

Vallelunga 4.085 m

1 / 2

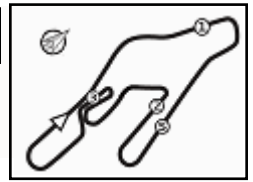
No.	Driver	Nat	Entrant	Team	Car	Class	Time	Gap	Rel.	Laps
1	<b>27 SLATER</b> Freddie	GBR	Prema Racing	Prema Racing	Tatuus F4-T421		<b>1'33.488</b>			9
2	<b>80 POWELL</b> Alex	USA	Prema Racing	Prema Racing	Tatuus F4-T421	R	<b>1'33.556</b>	0.068	0.068	8
3	<b>6 YAMAKOSHI</b> Hiyu	JPN	Van Amersfoort Racing	Van Amersfoort Racing	Tatuus F4-T421		<b>1'33.572</b>	0.084	0.016	6
4	<b>33 STOLCERMANIS</b> Tomass	LVA	Prema Racing	Prema Racing	Tatuus F4-T421	R	<b>1'33.609</b>	0.121	0.037	9
5	<b>10 FERREIRA</b> Matheus	BRA	US Racing	US Racing	Tatuus F4-T421		<b>1'33.619</b>	0.131	0.010	8
6	<b>31 BOHRA</b> Akshay	IND	US Racing	US Racing	Tatuus F4-T421		<b>1'33.669</b>	0.181	0.050	8
7	<b>21 ISCHER</b> Ethan	CHE	Jenzer Motorsport	Jenzer Motorsport	Tatuus F4-T421		<b>1'33.729</b>	0.241	0.060	8
8	<b>12 PRADEL</b> Gianmarco	AUS	US Racing	US Racing	Tatuus F4-T421		<b>1'33.755</b>	0.267	0.026	7
9	<b>14 AL DHAHERI</b> Rashid	UAE	Prema Racing	Prema Racing	Tatuus F4-T421		<b>1'33.782</b>	0.294	0.027	9
10	<b>50 GOWDA</b> Dion	IND	Prema Racing	Prema Racing	Tatuus F4-T421		<b>1'33.782</b>	0.294		8
11	<b>49 PETROVIC</b> Andrej	SRB	PHM AIX Racing	PHM AIX Racing	Tatuus F4-T421	R	<b>1'33.793</b>	0.305	0.011	9
12	<b>7 SAMMALISTO</b> Luka	FIN	R-ACE GP	R-ACE GP	Tatuus F4-T421	R	<b>1'33.817</b>	0.329	0.024	9
13	<b>36 JONSSON</b> Gustav	SWE	Van Amersfoort Racing	Van Amersfoort Racing	Tatuus F4-T421		<b>1'33.834</b>	0.346	0.017	7
14	<b>3 POPOV</b> Maksimilian	GRD	PHM AIX Racing	PHM AIX Racing	Tatuus F4-T421	R	<b>1'33.851</b>	0.363	0.017	9
15	<b>51 NAKAMURA-BERTA</b> Kean	JPN	Prema Racing	Prema Racing	Tatuus F4-T421	R	<b>1'33.857</b>	0.369	0.006	9
16	<b>45 BEETON</b> Jack	AUS	US Racing	US Racing	Tatuus F4-T421		<b>1'33.861</b>	0.373	0.004	9
17	<b>22 FREY</b> Enea	CHE	Jenzer Motorsport	Jenzer Motorsport	Tatuus F4-T421	R	<b>1'33.862</b>	0.374	0.001	8
18	<b>16 LARINI</b> Davide	ITA	PHM AIX Racing	PHM AIX Racing	Tatuus F4-T421		<b>1'33.924</b>	0.436	0.062	9
19	<b>19 ANURAG</b> Kabir	SGP	US Racing	US Racing	Tatuus F4-T421	R	<b>1'33.944</b>	0.456	0.020	8
20	<b>77 YEY</b> Enzo	CHN	R-ACE GP	R-ACE GP	Tatuus F4-T421	R	<b>1'33.953</b>	0.465	0.009	9
21	<b>71 REHM</b> Maxim	DEU	US Racing	US Racing	Tatuus F4-T421	R	<b>1'33.956</b>	0.468	0.003	9
22	<b>23 FRANCO</b> Reno	NLD	Jenzer Motorsport	Jenzer Motorsport	Tatuus F4-T421		<b>1'34.028</b>	0.540	0.072	8
23	<b>73 OLIVIERI</b> Emanuele	ITA	AKM Motorsport	AKM Motorsport	Tatuus F4-T421	R	<b>1'34.087</b>	0.599	0.059	9
24	<b>24 ZHANG</b> Shimo	CHN	Jenzer Motorsport	Jenzer Motorsport	Tatuus F4-T421	R	<b>1'34.089</b>	0.601	0.002	9
25	<b>8 KOSTIC</b> Andrija	SRB	Van Amersfoort Racing	Van Amersfoort Racing	Tatuus F4-T421	R	<b>1'34.139</b>	0.651	0.050	7
26	<b>52 SAVINKOV</b> Oleksandr	UKR	AKM Motorsport	AKM Motorsport	Tatuus F4-T421	R	<b>1'34.160</b>	0.672	0.021	8
27	<b>55 RODELLA</b> Alvise	ITA	Van Amersfoort Racing	Van Amersfoort Racing	Tatuus F4-T421		<b>1'34.179</b>	0.691	0.019	8
28	<b>88 HODENIUS</b> Lin	NLD	Van Amersfoort Racing	Van Amersfoort Racing	Tatuus F4-T421		<b>1'34.279</b>	0.791	0.100	8
29	<b>70 MRAD</b> Kamal	AUS	PHM AIX Racing	PHM AIX Racing	Tatuus F4-T421	R	<b>1'34.318</b>	0.830	0.039	9
30	<b>11 VIISOREANU</b> Luca	ROU	Real Racing	Real Racing	Tatuus F4-T421	R	<b>1'34.471</b>	0.983	0.153	8
31	<b>9 STACK</b> Everett	USA	PHM AIX Racing	PHM AIX Racing	Tatuus F4-T421		<b>1'34.724</b>	1.236	0.253	9
32	<b>62 ROBINSON</b> Edward	ESP	AS Motorsport	AS Motorsport	Tatuus F4-T421	R	<b>1'34.851</b>	1.363	0.127	8
33	<b>5 DOBRZANSKI</b> Wiktor	POL	AKM Motorsport	AKM Motorsport	Tatuus F4-T421		<b>1'34.995</b>	1.507	0.144	8
34	<b>37 FIORENTINO</b> Filippo	BRA	Cram Motorsport	Cram Motorsport	Tatuus F4-T421	R	<b>1'35.117</b>	1.629	0.122	8
35	<b>54 HOLGUIN</b> Gabriel	VEN	Maffi Racing	Maffi Racing	Tatuus F4-T421	R	<b>1'35.591</b>	2.103	0.474	9
36	<b>29 BERREBY</b> Nathanael	CHE	Maffi Racing	Maffi Racing	Tatuus F4-T421	R	<b>1'36.802</b>	3.314	1.211	8

Qualifying Lap Time (110% of 1'33.539): 1'42.893

Humidity:	44%	Air	23°C
Condition:	DRY	Track	36°C

Stewards : Ronny Guarini Laura Giada Benincasa Raffaele Giammaria

 Start End  
 15/06/2024 10:02 10:18

# ACI Racing Weekend Vallelunga, 15-16 Giugno 2024

## Italian F4 Championship - Results Qualifying 2

### Penalty and Infringement

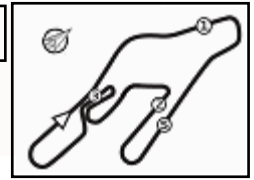
### Fastest Laps Sequence

No.	Entrant	Nat	Team	Car	Local Time	Time	Gap	Avg
29	N. BERREBY	CHE	Maffi Racing	Tatuus F4-T421	10:05'54.012	<b>1'38.809</b>		148,833
29	N. BERREBY	CHE	Maffi Racing	Tatuus F4-T421	10:07'30.814	<b>1'36.802</b>	-2.007	151,918
9	E. STACK	USA	PHM AIX Racing	Tatuus F4-T421	10:08'22.685	<b>1'36.481</b>	-0.321	152,424
27	F. SLATER	GBR	Prema Racing	Tatuus F4-T421	10:08'39.045	<b>1'33.724</b>	-2.757	156,908
27	F. SLATER	GBR	Prema Racing	Tatuus F4-T421	10:10'12.533	<b>1'33.488</b>	-0.236	157,304

Stewards : Ronny Guarini Laura Giada Benincasa Raffaele Giammaria

15/06/2024 Start 10:02 End 10:18





Vallelunga 4.085 m

# ACI Racing Weekend Vallelunga, 15-16 Giugno 2024

## Italian F4 Championship - Best Sectors & Speed Qualifying 2

### BEST LAP

1	27 SLATER Freddie	Tatuus F4-T421	1'33.488
2	80 POWELL Alex	Tatuus F4-T421	1'33.556
3	6 YAMAKOSHI Hiyu	Tatuus F4-T421	1'33.572
4	33 STOLCERMANIS Tomass	Tatuus F4-T421	1'33.609
5	10 FERREIRA Matheus	Tatuus F4-T421	1'33.619
6	31 BOHRA Akshay	Tatuus F4-T421	1'33.669
7	21 ISCHER Ethan	Tatuus F4-T421	1'33.729
8	12 PRADEL Gianmarco	Tatuus F4-T421	1'33.755
9	14 AL DHAHERI Rashid	Tatuus F4-T421	1'33.782
10	50 GOWDA Dion	Tatuus F4-T421	1'33.782
11	49 PETROVIC Andrej	Tatuus F4-T421	1'33.793
12	7 SAMMALISTO Luka	Tatuus F4-T421	1'33.817
13	36 JONSSON Gustav	Tatuus F4-T421	1'33.834
14	3 POPOV Maksimilian	Tatuus F4-T421	1'33.851
15	51 NAKAMURA-BERTA Kean	Tatuus F4-T421	1'33.857
16	45 BEETON Jack	Tatuus F4-T421	1'33.861
17	22 FREY Enea	Tatuus F4-T421	1'33.862
18	16 LARINI Davide	Tatuus F4-T421	1'33.924
19	19 ANURAG Kabir	Tatuus F4-T421	1'33.944
20	77 YEH Enzo	Tatuus F4-T421	1'33.953
21	71 REHM Maxim	Tatuus F4-T421	1'33.956
22	23 FRANCO Reno	Tatuus F4-T421	1'34.028
23	73 OLIVIERI Emanuele	Tatuus F4-T421	1'34.087
24	24 ZHANG Shimo	Tatuus F4-T421	1'34.089
25	8 KOSTIC Andrija	Tatuus F4-T421	1'34.139
26	52 SAVINKOV Oleksandr	Tatuus F4-T421	1'34.160
27	55 RODELLA Alvisè	Tatuus F4-T421	1'34.179
28	88 HODENIUS Lin	Tatuus F4-T421	1'34.279
29	70 MRAD Kamal	Tatuus F4-T421	1'34.318
30	11 VIISOREANU Luca	Tatuus F4-T421	1'34.471
31	9 STACK Everett	Tatuus F4-T421	1'34.724
32	62 ROBINSON Edward	Tatuus F4-T421	1'34.851
33	5 DOBRZANSKI Wiktor	Tatuus F4-T421	1'34.995
34	37 FIORENTINO Filippo	Tatuus F4-T421	1'35.117
35	54 HOLGUIN Gabriel	Tatuus F4-T421	1'35.591
36	29 BERREBY Nathanael	Tatuus F4-T421	1'36.802

### SPEED

1	31 BOHRA Akshay	Tatuus F4-T421	224,1
2	45 BEETON Jack	Tatuus F4-T421	224,1
3	11 VIISOREANU Luca	Tatuus F4-T421	224,1
4	10 FERREIRA Matheus	Tatuus F4-T421	222,7
5	71 REHM Maxim	Tatuus F4-T421	222,2
6	12 PRADEL Gianmarco	Tatuus F4-T421	222,2
7	62 ROBINSON Edward	Tatuus F4-T421	221,8
8	7 SAMMALISTO Luka	Tatuus F4-T421	221,8
9	19 ANURAG Kabir	Tatuus F4-T421	220,9
10	51 NAKAMURA-BERTA Kean	Tatuus F4-T421	220,4
11	36 JONSSON Gustav	Tatuus F4-T421	219,5
12	88 HODENIUS Lin	Tatuus F4-T421	219,5
13	52 SAVINKOV Oleksandr	Tatuus F4-T421	219,5
14	49 PETROVIC Andrej	Tatuus F4-T421	219,1
15	73 OLIVIERI Emanuele	Tatuus F4-T421	219,1
16	22 FREY Enea	Tatuus F4-T421	219,1
17	8 KOSTIC Andrija	Tatuus F4-T421	218,6
18	16 LARINI Davide	Tatuus F4-T421	218,6
19	3 POPOV Maksimilian	Tatuus F4-T421	218,6
20	14 AL DHAHERI Rashid	Tatuus F4-T421	218,6
21	6 YAMAKOSHI Hiyu	Tatuus F4-T421	218,2
22	21 ISCHER Ethan	Tatuus F4-T421	218,2
23	33 STOLCERMANIS Tomass	Tatuus F4-T421	218,2
24	5 DOBRZANSKI Wiktor	Tatuus F4-T421	217,7
25	55 RODELLA Alvisè	Tatuus F4-T421	217,7
26	77 YEH Enzo	Tatuus F4-T421	217,7
27	80 POWELL Alex	Tatuus F4-T421	217,3
28	24 ZHANG Shimo	Tatuus F4-T421	217,3
29	50 GOWDA Dion	Tatuus F4-T421	217,3
30	23 FRANCO Reno	Tatuus F4-T421	217,3
31	70 MRAD Kamal	Tatuus F4-T421	216,9
32	27 SLATER Freddie	Tatuus F4-T421	216,4
33	37 FIORENTINO Filippo	Tatuus F4-T421	215,1
34	54 HOLGUIN Gabriel	Tatuus F4-T421	214,7
35	9 STACK Everett	Tatuus F4-T421	214,3
36	29 BERREBY Nathanael	Tatuus F4-T421	212,2

### SEG. 1

1	45 BEETON Jack	12.868
2	31 BOHRA Akshay	12.903
3	14 AL DHAHERI Rashid	12.907
4	22 FREY Enea	12.970
5	11 VIISOREANU Luca	12.994
6	12 PRADEL Gianmarco	12.996
7	71 REHM Maxim	12.998
8	10 FERREIRA Matheus	13.009
9	73 OLIVIERI Emanuele	13.019
10	77 YEH Enzo	13.053
11	5 DOBRZANSKI Wiktor	13.058
12	27 SLATER Freddie	13.059
13	88 HODENIUS Lin	13.069
14	51 NAKAMURA-BERTA Ke	13.070
15	33 STOLCERMANIS Tomas	13.071
16	50 GOWDA Dion	13.078
17	7 SAMMALISTO Luka	13.079
18	21 ISCHER Ethan	13.081
19	24 ZHANG Shimo	13.092
20	52 SAVINKOV Oleksandr	13.100
21	3 POPOV Maksimilian	13.101
22	36 JONSSON Gustav	13.105
23	23 FRANCO Reno	13.111
24	49 PETROVIC Andrej	13.122
25	16 LARINI Davide	13.124
26	6 YAMAKOSHI Hiyu	13.127
27	80 POWELL Alex	13.139
28	8 KOSTIC Andrija	13.153
29	62 ROBINSON Edward	13.159
30	37 FIORENTINO Filippo	13.162
31	55 RODELLA Alvisè	13.163
32	19 ANURAG Kabir	13.166
33	70 MRAD Kamal	13.192
34	9 STACK Everett	13.245
35	54 HOLGUIN Gabriel	13.247
36	29 BERREBY Nathanael	13.251

### SEG. 2

1	80 POWELL Alex	32.421
2	27 SLATER Freddie	32.457
3	31 BOHRA Akshay	32.501
4	10 FERREIRA Matheus	32.511
5	45 BEETON Jack	32.512
6	33 STOLCERMANIS Tomas	32.514
7	6 YAMAKOSHI Hiyu	32.535
8	12 PRADEL Gianmarco	32.544
9	49 PETROVIC Andrej	32.546
10	50 GOWDA Dion	32.553
11	3 POPOV Maksimilian	32.553
12	14 AL DHAHERI Rashid	32.567
13	22 FREY Enea	32.584
14	21 ISCHER Ethan	32.613
15	23 FRANCO Reno	32.623
16	51 NAKAMURA-BERTA Ke	32.624
17	16 LARINI Davide	32.626
18	8 KOSTIC Andrija	32.630
19	71 REHM Maxim	32.630
20	36 JONSSON Gustav	32.657
21	19 ANURAG Kabir	32.669
22	24 ZHANG Shimo	32.689
23	52 SAVINKOV Oleksandr	32.691
24	7 SAMMALISTO Luka	32.692
25	73 OLIVIERI Emanuele	32.715
26	9 STACK Everett	32.725
27	77 YEH Enzo	32.725
28	11 VIISOREANU Luca	32.764
29	55 RODELLA Alvisè	32.766
30	70 MRAD Kamal	32.774
31	88 HODENIUS Lin	32.845
32	5 DOBRZANSKI Wiktor	32.944
33	37 FIORENTINO Filippo	33.003
34	62 ROBINSON Edward	33.006
35	54 HOLGUIN Gabriel	33.144
36	29 BERREBY Nathanael	33.485

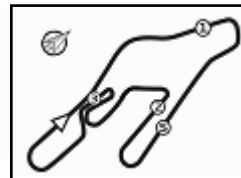
### SEG. 3

1	6 YAMAKOSHI Hiyu	28.123
2	27 SLATER Freddie	28.173
3	77 YEH Enzo	28.184
4	7 SAMMALISTO Luka	28.225
5	33 STOLCERMANIS Tomas	28.249
6	10 FERREIRA Matheus	28.263
7	16 LARINI Davide	28.264
8	21 ISCHER Ethan	28.286
9	14 AL DHAHERI Rashid	28.287
10	3 POPOV Maksimilian	28.291
11	80 POWELL Alex	28.294
12	36 JONSSON Gustav	28.296
13	49 PETROVIC Andrej	28.307
14	51 NAKAMURA-BERTA Ke	28.323
15	19 ANURAG Kabir	28.324
16	12 PRADEL Gianmarco	28.324
17	24 ZHANG Shimo	28.326
18	71 REHM Maxim	28.331
19	45 BEETON Jack	28.351
20	50 GOWDA Dion	28.369
21	52 SAVINKOV Oleksandr	28.391
22	70 MRAD Kamal	28.412
23	73 OLIVIERI Emanuele	28.426
24	31 BOHRA Akshay	28.427
25	22 FREY Enea	28.435
26	23 FRANCO Reno	28.436
27	55 RODELLA Alvisè	28.442
28	88 HODENIUS Lin	28.477
29	8 KOSTIC Andrija	28.503
30	9 STACK Everett	28.541
31	11 VIISOREANU Luca	28.672
32	62 ROBINSON Edward	28.680
33	54 HOLGUIN Gabriel	28.781
34	5 DOBRZANSKI Wiktor	28.797
35	37 FIORENTINO Filippo	28.821
36	29 BERREBY Nathanael	29.283

### SEG. 4

1	80 POWELL Alex	19.627
2	31 BOHRA Akshay	19.647
3	50 GOWDA Dion	19.665
4	6 YAMAKOSHI Hiyu	19.669
5	10 FERREIRA Matheus	19.687
6	8 KOSTIC Andrija	19.714
7	27 SLATER Freddie	19.715
8	19 ANURAG Kabir	19.716
9	14 AL DHAHERI Rashid	19.719
10	45 BEETON Jack	19.720
11	51 NAKAMURA-BERTA Ke	19.725
12	33 STOLCERMANIS Tomas	19.726
13	36 JONSSON Gustav	19.726
14	12 PRADEL Gianmarco	19.731
15	21 ISCHER Ethan	19.732
16	55 RODELLA Alvisè	19.756
17	23 FRANCO Reno	19.762
18	88 HODENIUS Lin	19.773
19	49 PETROVIC Andrej	19.773
20	22 FREY Enea	19.777
21	24 ZHANG Shimo	19.777
22	7 SAMMALISTO Luka	19.777
23	73 OLIVIERI Emanuele	19.783
24	52 SAVINKOV Oleksandr	19.814
25	16 LARINI Davide	19.840
26	3 POPOV Maksimilian	19.845
27	62 ROBINSON Edward	19.846
28	77 YEH Enzo	19.854
29	71 REHM Maxim	19.877
30	70 MRAD Kamal	19.940
31	9 STACK Everett	19.948
32	11 VIISOREANU Luca	19.954
33	5 DOBRZANSKI Wiktor	19.985
34	37 FIORENTINO Filippo	19.987
35	54 HOLGUIN Gabriel	20.196
36	29 BERREBY Nathanael	20.509





## ACI Racing Weekend Vallelunga, 15-16 Giugno 2024

### Italian F4 Championship - Ideal Time Qualifying 2

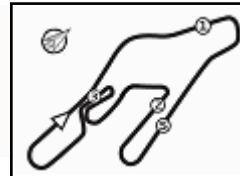
 Vallelunga 4.085 m  
**1 / 2**

No. Driver	Car	Seg. 1 Diff. 1	Seg. 2 Diff. 2	Seg. 3 Diff. 3	Seg. 4 Diff. 4	Ideal Time		
						Best Lap	Pos.	Diff.
1 <b>27 SLATER</b> F. (GBR)	Tatuus F4-T421	13.059 +0.066	32.457 +0.009	28.173	19.715 +0.009	<b>1'33.404</b> 1'33.488	1	0.084
2 <b>45 BEETON</b> J. (AUS)	Tatuus F4-T421	<b>12.868</b> +0.266	32.512	28.351 +0.016	19.720 +0.128	<b>1'33.451</b> 1'33.861	16	0.410
3 <b>6 YAMAKOSHI</b> H. (JPN)	Tatuus F4-T421	13.127 +0.039	32.535	<b>28.123</b> +0.056	19.669 +0.023	<b>1'33.454</b> 1'33.572	3	0.118
4 <b>10 FERREIRA</b> M. (BRA)	Tatuus F4-T421	13.009 +0.036	32.511	28.263 +0.084	19.687 +0.029	<b>1'33.470</b> 1'33.619	5	0.149
5 <b>31 BOHRA</b> A. (IND)	Tatuus F4-T421	12.903 +0.111	32.501	28.427 +0.017	19.647 +0.063	<b>1'33.478</b> 1'33.669	6	0.191
6 <b>14 AL DHAHERI</b> R. (UAE)	Tatuus F4-T421	12.907 +0.181	32.567 +0.024	28.287 +0.097	19.719	<b>1'33.480</b> 1'33.782	10	0.302
7 <b>80 POWELL</b> A. (USA)	Tatuus F4-T421	13.139 +0.006	<b>32.421</b>	28.294 +0.069	<b>19.627</b>	<b>1'33.481</b> 1'33.556	2	0.075
8 <b>33 STOLCERMANIS</b> T. (LVA)	Tatuus F4-T421	13.071 +0.049	32.514	28.249	19.726	<b>1'33.560</b> 1'33.609	4	0.049
9 <b>12 PRADEL</b> G. (AUS)	Tatuus F4-T421	12.996 +0.121	32.544 +0.018	28.324	19.731 +0.021	<b>1'33.595</b> 1'33.755	8	0.160
10 <b>50 GOWDA</b> D. (IND)	Tatuus F4-T421	13.078 +0.053	32.553	28.369 +0.017	19.665 +0.047	<b>1'33.665</b> 1'33.782	9	0.117
11 <b>21 ISCHER</b> E. (CHE)	Tatuus F4-T421	13.081 +0.017	32.613	28.286	19.732	<b>1'33.712</b> 1'33.729	7	0.017
12 <b>51 NAKAMURA-BERTA</b> K.	Tatuus F4-T421	13.070 +0.057	32.624	28.323	19.725 +0.058	<b>1'33.742</b> 1'33.857	15	0.115
13 <b>49 PETROVIC</b> A. (SRB)	Tatuus F4-T421	13.122 +0.035	32.546	28.307 +0.010	19.773	<b>1'33.748</b> 1'33.793	11	0.045
14 <b>22 FREY</b> E. (CHE)	Tatuus F4-T421	12.970 +0.077	32.584	28.435 +0.019	19.777	<b>1'33.766</b> 1'33.862	17	0.096
15 <b>7 SAMMALISTO</b> L. (FIN)	Tatuus F4-T421	13.079 +0.013	32.692 +0.005	28.225	19.777 +0.026	<b>1'33.773</b> 1'33.817	12	0.044
16 <b>36 JONSSON</b> G. (SWE)	Tatuus F4-T421	13.105 +0.049	32.657	28.296 +0.001	19.726	<b>1'33.784</b> 1'33.834	13	0.050
17 <b>3 POPOV</b> M. (GRD)	Tatuus F4-T421	13.101 +0.010	32.563 +0.010	28.291	19.845 +0.031	<b>1'33.800</b> 1'33.851	14	0.051
18 <b>77 YEH</b> E. (CHN)	Tatuus F4-T421	13.053 +0.128	32.725	28.184	19.854 +0.009	<b>1'33.816</b> 1'33.953	20	0.137
19 <b>71 REHM</b> M. (DEU)	Tatuus F4-T421	12.998 +0.028	32.630 +0.090	28.331	19.877 +0.002	<b>1'33.836</b> 1'33.956	21	0.120
20 <b>16 LARINI</b> D. (ITA)	Tatuus F4-T421	13.124 +0.048	32.626 +0.015	28.264	19.840 +0.007	<b>1'33.854</b> 1'33.924	18	0.070
21 <b>19 ANURAG</b> K. (SGP)	Tatuus F4-T421	13.166 +0.069	32.669	28.324	19.716	<b>1'33.875</b> 1'33.944	19	0.069
22 <b>24 ZHANG</b> S. (CHN)	Tatuus F4-T421	13.092 +0.076	32.689 +0.053	28.326 +0.076	19.777	<b>1'33.884</b> 1'34.089	24	0.205
23 <b>23 FRANCOT</b> R. (NLD)	Tatuus F4-T421	13.111 +0.035	32.623 +0.040	28.436 +0.021	19.762	<b>1'33.932</b> 1'34.028	22	0.096
24 <b>73 OLIVIERI</b> E. (ITA)	Tatuus F4-T421	13.019 +0.144	32.715	28.426	19.783	<b>1'33.943</b> 1'34.087	23	0.144
25 <b>52 SAVINKOV</b> O. (UKR)	Tatuus F4-T421	13.100 +0.037	32.691	28.391 +0.049	19.814 +0.078	<b>1'33.996</b> 1'34.160	26	0.164
26 <b>8 KOSTIC</b> A. (SRB)	Tatuus F4-T421	13.153 +0.032	32.630	28.503 +0.107	19.714	<b>1'34.000</b> 1'34.139	25	0.139
27 <b>55 RODELLA</b> A. (ITA)	Tatuus F4-T421	13.163 +0.050	32.766 +0.002	28.442	19.756	<b>1'34.127</b> 1'34.179	27	0.052
28 <b>88 HODENIUS</b> L. (NLD)	Tatuus F4-T421	13.069 +0.030	32.845 +0.057	28.477 +0.028	19.773	<b>1'34.164</b> 1'34.279	28	0.115
29 <b>70 MRAD</b> K. (AUS)	Tatuus F4-T421	13.192	32.774	28.412	19.940	<b>1'34.318</b> 1'34.318	29	
30 <b>11 VIISOREANU</b> L. (ROU)	Tatuus F4-T421	12.994 +0.087	32.764	28.672	19.954	<b>1'34.384</b> 1'34.471	30	0.087
31 <b>9 STACK</b> E. (USA)	Tatuus F4-T421	13.245	32.720	28.541 +0.146	19.948 +0.124	<b>1'34.454</b> 1'34.724	31	0.270
32 <b>62 ROBINSON</b> E. (ESP)	Tatuus F4-T421	13.159 +0.080	33.006 +0.080	28.680	19.846	<b>1'34.691</b> 1'34.851	32	0.160
33 <b>5 DOBRZANSKI</b> W. (POL)	Tatuus F4-T421	13.058 +0.108	32.944	28.797	19.985 +0.103	<b>1'34.784</b> 1'34.995	33	0.211

15/06/2024

Powered by FICr PERUGIA TIMING





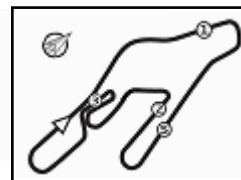
# ACI Racing Weekend Vallelunga, 15-16 Giugno 2024

## Italian F4 Championship - Ideal Time Qualifying 2

 Vallelunga 4.085 m  
**2 / 2**

No. Driver	Car	Seg. 1	Seg. 2	Seg. 3	Seg. 4	Ideal Time		
		Diff. 1	Diff. 2	Diff. 3	Diff. 4	Best Lap	Pos.	Diff.
34 <b>37 FIORENTINO F.</b> (BRA)	Tatuus F4-T421	13.162 +0.095	33.003 +0.049	28.821	19.987	<b>1'34.973</b> 1'35.117	34	0.144
35 <b>54 HOLGUIN G.</b> (VEN)	Tatuus F4-T421	13.247	33.144 +0.124	28.781 +0.039	20.196 +0.060	<b>1'35.368</b> 1'35.591	35	0.223
36 <b>29 BERREBY N.</b> (CHE)	Tatuus F4-T421	13.251 +0.147	33.485	29.283 +0.127	20.509	<b>1'36.528</b> 1'36.802	36	0.274
<b>Overall Ideal Time</b>		12.868	32.421	28.123	19.627	<b>1'33.039</b>		





3 M. POPOV (1'33.851)								9 E. STACK (1'34.724)							
Lap	Seg.1	Seg.2	Seg.3	Seg.4	Lap Time	km/h	Local Time	Lap	Seg.1	Seg.2	Seg.3	Seg.4	Lap Time	km/h	Local Time
1								1							
2	22.935	41.634	31.239	20.777	1'56.585P	154,7	10:05'07.339	2	19.647	35.895	30.048	20.702	1'46.292P	203,4	10:04'59.626
3	13.613	34.347	30.715	25.179	1'43.854	203,0	10:06'51.193	3	13.757	33.984	29.055	29.782	1'46.578	207,7	10:06'46.204
4	<b>13.101</b>	36.719	32.198	20.069	1'42.087	216,0	10:08'33.280	4	13.984	33.507	28.802	20.188	1'36.481	213,0	10:08'22.685
5	13.112	32.719	28.475	19.849	1'34.155	218,2	10:10'07.435	5	13.304	33.004	<b>28.541</b>	19.985	1'34.834	212,6	10:09'57.519
6	13.128	<b>32.563</b>	33.630	20.192	1'39.513	218,2	10:11'46.948	6	13.322	32.878	28.583	19.954	1'34.737	<b>214,3</b>	10:11'32.256
7	13.111	32.573	<b>28.291</b>	19.876	<b>1'33.851</b>	214,7	10:13'20.799	7	13.309	33.041	28.751	<b>19.948</b>	1'35.049	212,6	10:13'07.305
8	13.125	32.650	<b>28.291</b>	19.979	1'34.045	217,3	10:14'54.844	8	13.495	37.872	29.290	20.113	1'40.770	204,2	10:14'48.075
9	14.417	36.949	31.312	20.188	1'42.866	179,1	10:16'37.710	9	13.254	32.894	28.671	20.109	1'34.928	212,6	10:16'23.003
10	13.114	32.594	28.407	<b>19.845</b>	1'33.960	<b>218,6</b>	10:18'11.670	10	<b>13.245</b>	<b>32.720</b>	28.687	20.072	<b>1'34.724</b>	<b>214,3</b>	10:17'57.727

5 W. DOBRZANSKI (1'34.995)								10 M. FERREIRA (1'33.619)							
Lap	Seg.1	Seg.2	Seg.3	Seg.4	Lap Time	km/h	Local Time	Lap	Seg.1	Seg.2	Seg.3	Seg.4	Lap Time	km/h	Local Time
1								1							
2	19.348	41.609	31.101	21.409	1'53.467P	146,5	10:05'30.324	2	17.990	36.796	32.664	24.206	1'51.656P	191,5	10:05'55.949
3	13.607	37.611	33.956	25.422	1'50.596	207,3	10:07'20.920	3	14.090	37.256	34.771	20.744	1'46.861	209,7	10:07'42.810
4	<b>13.058</b>	33.281	29.031	20.015	1'35.385	<b>217,7</b>	10:08'56.305	4	<b>13.009</b>	34.159	29.201	20.225	1'36.594	216,4	10:09'19.404
5	13.166	<b>32.944</b>	<b>28.797</b>	20.088	<b>1'34.995</b>	216,4	10:10'31.300	5	13.045	<b>32.511</b>	28.347	19.716	<b>1'33.619</b>	220,0	10:10'53.023
6	13.236	33.043	28.907	20.071	1'35.257	214,7	10:12'06.557	6	13.041	32.533	28.313	19.823	1'33.710	<b>222,7</b>	10:12'26.733
7	13.416	39.787	29.794	20.070	1'43.067	136,0	10:13'49.624	7	13.013	39.853	31.550	20.060	1'44.476	<b>222,7</b>	10:14'11.209
8	13.242	33.082	29.018	20.031	1'35.373	213,4	10:15'24.997	8	13.081	32.574	28.353	19.709	1'33.717	221,3	10:15'44.926
9	13.228	32.966	28.824	<b>19.985</b>	1'35.003	213,4	10:17'00.000	9	13.115	32.695	<b>28.263</b>	<b>19.687</b>	1'33.760	220,4	10:17'18.686

6 H. YAMAKOSHI (1'33.572)								11 L. VIISOREANU (1'34.471)							
Lap	Seg.1	Seg.2	Seg.3	Seg.4	Lap Time	km/h	Local Time	Lap	Seg.1	Seg.2	Seg.3	Seg.4	Lap Time	km/h	Local Time
1								1							
2	19.671	39.130	32.026	21.656	1'52.483P	205,7	10:05'58.632	2	30.160	39.763	32.719	22.009	2'04.651P	199,6	10:05'23.785
3	13.537	37.285	31.415	19.946	1'42.183	199,3	10:07'40.815	3	14.069	39.314	32.797	23.464	1'49.644	220,0	10:07'13.429
4	13.160	34.665	28.625	19.734	1'36.184	213,4	10:09'16.999	4	13.025	33.092	29.007	20.062	1'35.186	<b>224,1</b>	10:08'48.615
5	13.159	32.692	<b>28.123</b>	<b>19.669</b>	1'33.643	<b>218,2</b>	10:10'50.642	5	<b>12.994</b>	32.926	28.824	20.073	1'34.817	222,7	10:10'23.432
6	13.166	<b>32.535</b>	28.179	19.692	<b>1'33.572</b>	217,7	10:12'24.214	6	13.106	32.823	28.910	19.980	1'34.819	219,5	10:11'58.251
7	13.170	32.600	28.338	19.719	1'33.827	217,3	10:13'58.041	7	13.096	32.987	31.088	21.532	1'38.703	220,0	10:13'36.954
8	<b>13.127</b>	32.731	32.083			<b>218,2</b>		8	13.081	<b>32.764</b>	<b>28.672</b>	<b>19.954</b>	<b>1'34.471</b>	220,0	10:15'11.425
								9	13.103	32.868	28.980	20.192	1'35.143	218,6	10:16'46.568
								10	13.161	32.807	30.103			220,0	

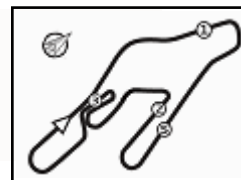
7 L. SAMMALISTO (1'33.817)								12 G. PRADEL (1'33.755)							
Lap	Seg.1	Seg.2	Seg.3	Seg.4	Lap Time	km/h	Local Time	Lap	Seg.1	Seg.2	Seg.3	Seg.4	Lap Time	km/h	Local Time
1								1							
2	28.923	40.216	31.185	21.849	2'02.173P	185,6	10:05'23.101	2	17.532	34.900	29.783	23.504	1'45.719P	211,4	10:06'08.530
3	13.737	39.593	37.253	25.553	1'56.136	213,0	10:07'19.237	3	14.200	36.879	35.638	20.933	1'47.650	206,5	10:07'56.180
4	13.095	32.764	28.306	19.865	1'34.030	220,4	10:08'53.267	4	13.063	33.432	28.447	19.799	1'34.741	219,1	10:09'30.921
5	13.092	32.697	<b>28.225</b>	19.803	<b>1'33.817</b>	<b>221,8</b>	10:10'27.084	5	13.116	<b>32.544</b>	28.371	<b>19.731</b>	1'33.762	220,9	10:11'04.683
6	13.096	40.423	31.177	20.284	1'44.980	166,7	10:12'12.064	6	13.117	32.562	<b>28.324</b>	<b>19.752</b>	<b>1'33.755</b>	219,5	10:12'38.438
7	13.111	32.706	28.296	19.828	1'33.941	219,5	10:13'46.005	7	13.070	32.679	28.478	19.831	1'34.058	220,9	10:14'12.496
8	13.118	<b>32.692</b>	28.308	<b>19.777</b>	1'33.895	218,6	10:15'19.900	8	13.103	32.775	28.475	19.853	1'34.206	219,5	10:15'46.702
9	<b>13.079</b>	32.785	28.454	19.993	1'34.311	220,4	10:16'54.211	9	<b>12.996</b>	32.699	30.114			<b>222,2</b>	
10	13.103	32.729	28.387	19.837	1'34.056	220,4	10:18'28.267								

8 A. KOSTIC (1'34.139)								14 R. AL DHAHERI (1'33.782)							
Lap	Seg.1	Seg.2	Seg.3	Seg.4	Lap Time	km/h	Local Time	Lap	Seg.1	Seg.2	Seg.3	Seg.4	Lap Time	km/h	Local Time
1								1							
2	22.945	38.878	31.255	21.475	1'54.553P	184,9	10:06'03.393	2	24.731	38.559	31.472	21.809	1'56.571P	204,2	10:05'22.549
3	13.285	35.535	31.328	21.728	1'41.876	214,7	10:07'45.269	3	13.476	39.265	30.567	21.023	1'44.331	210,9	10:07'06.880
4	<b>13.153</b>	33.526	28.984	21.159	1'36.822	216,4	10:09'22.091	4	13.044	32.744	<b>28.287</b>	19.887	1'33.962	216,0	10:08'40.842
5	13.185	<b>32.630</b>	28.610	<b>19.714</b>	<b>1'34.139</b>	<b>218,6</b>	10:10'56.230	5	13.088	32.591	28.384	<b>19.719</b>	<b>1'33.782</b>	<b>218,6</b>	10:10'14.624
6	13.218	32.669	28.532	19.757	1'34.176	217,7	10:12'30.406	6	13.149	<b>32.567</b>	28.311	19.980	1'34.007	217,7	10:11'48.631
7	13.200	32.863	28.940	21.696	1'36.699	216,9	10:14'07.105	7	13.337	37.892	30.421	21.757	1'43.407	177,3	10:13'32.038
8	13.169	32.755	<b>28.503</b>	19.722	1'34.149	216,4	10:15'41.254	8	<b>12.907</b>	32.848	28.317	19.824	1'33.896	216,4	10:15'05.934
9	15.049	36.489	31.740			195,7		9	13.106	32.884	33.626	25.435	1'45.051	214,7	10:16'50.985
								10	13.067	32.657	28.389	19.847	1'33.960	217,3	10:18'24.945

15/06/2024

P = Pits In/Out - C = Lap Time Cancelled





# ACI Racing Weekend Vallelunga, 15-16 Giugno 2024

## Italian F4 Championship - Chronological Analysis Qualifying 2

**16 D. LARINI (1'33.924)**

Lap	Seg.1	Seg.2	Seg.3	Seg.4	Lap Time	km/h	Local Time
1							
2	24.400	49.607	35.602	21.195	2'10.804P	132,4	10:05'16.985
3	13.861	43.177	31.866	22.013	1'50.917	176,8	10:07'07.902
4	<b>13.124</b>	32.932	28.609	19.958	1'34.623	216,9	10:08'42.525
5	13.147	32.692	28.436	19.921	1'34.196	218,2	10:10'16.721
6	13.193	<b>32.626</b>	28.336	19.932	1'34.087	217,3	10:11'50.808
7	13.172	32.641	<b>28.264</b>	19.847	<b>1'33.924</b>	<b>218,6</b>	10:13'24.732
8	13.208	32.669	28.408	19.865	1'34.150	<b>218,6</b>	10:14'58.882
9	15.052	38.386	28.743	19.988	1'42.169	156,5	10:16'41.051
10	13.150	32.728	28.326	<b>19.840</b>	1'34.044	<b>218,6</b>	10:18'15.095

9	13.148	32.685	<b>28.436</b>	19.800	1'34.069	216,0	10:16'19.483
10	13.201	32.715	28.690			215,6	

**24 S. ZHANG (1'34.089)**

Lap	Seg.1	Seg.2	Seg.3	Seg.4	Lap Time	km/h	Local Time
1							
2	18.247	39.617	31.854	21.064	1'50.782P	157,7	10:05'37.149
3	13.488	36.843	35.890	21.676	1'47.897	207,7	10:07'25.046
4	13.251	32.975	28.397	19.878	1'34.501	214,3	10:08'59.547
5	13.168	32.742	28.402	<b>19.777</b>	<b>1'34.089</b>	216,0	10:10'33.636
6	13.171	33.077	33.006	20.231	1'39.485	215,1	10:12'13.121
7	<b>13.092</b>	<b>32.689</b>	28.660	20.000	1'34.441	216,0	10:13'47.562
8	13.193	32.770	<b>28.326</b>	19.800	<b>1'34.089</b>	216,0	10:15'21.651
9	13.100	32.777	28.447	19.879	1'34.203	216,9	10:16'55.854
10	13.116	32.835	28.443	20.301	1'34.695	<b>217,3</b>	10:18'30.549

**19 K. ANURAG (1'33.944)**

Lap	Seg.1	Seg.2	Seg.3	Seg.4	Lap Time	km/h	Local Time
1							
2	18.039	38.258	34.780	23.027	1'54.104P	195,3	10:06'15.222
3	13.933	37.577	34.075	20.478	1'46.063	183,4	10:08'01.285
4	13.233	32.915	28.553	20.178	1'34.879	219,5	10:09'36.164
5	13.235	<b>32.669</b>	<b>28.324</b>	<b>19.716</b>	<b>1'33.944</b>	219,1	10:11'10.108
6	13.194	32.702	28.454	19.742	1'34.092	219,5	10:12'44.200
7	<b>13.166</b>	32.785	28.507	19.769	1'34.227	<b>220,9</b>	10:14'18.427
8	14.180	40.144	29.697	19.929	1'43.950	182,7	10:16'02.377
9	13.185	32.762	28.645	19.889	1'34.481	219,5	10:17'36.858

**27 F. SLATER (1'33.488)**

Lap	Seg.1	Seg.2	Seg.3	Seg.4	Lap Time	km/h	Local Time
1							
2	23.005	41.364	31.270	21.499	1'57.138P	164,6	10:05'25.619
3	13.610	35.205	30.358	20.529	1'39.702	210,9	10:07'05.321
4	13.104	32.552	28.347	19.721	1'33.724	<b>216,4</b>	10:08'39.045
5	13.125	32.466	<b>28.173</b>	19.724	<b>1'33.488</b>	215,6	10:10'12.533
6	13.152	32.493	28.303	19.781	1'33.729	216,0	10:11'46.262
7	14.266	38.242	30.259	21.066	1'43.833	177,0	10:13'30.095
8	13.134	<b>32.457</b>	28.318	<b>19.715</b>	1'33.624	<b>216,4</b>	10:15'03.719
9	13.138	32.651	39.436	21.454	1'46.679	<b>216,4</b>	10:16'50.398
10	<b>13.059</b>	32.548	28.308	19.822	1'33.737	<b>216,4</b>	10:18'24.135

**21 E. ISCHER (1'33.729)**

Lap	Seg.1	Seg.2	Seg.3	Seg.4	Lap Time	km/h	Local Time
1							
2	22.241	1'03.850	44.970	28.803	2'39.864P	138,6	10:04'47.211
3	16.712	35.379	33.049	31.658	1'56.798	210,5	10:06'44.009
4	16.705	36.426	29.506	20.030	1'42.667	205,3	10:08'26.676
5	13.099	32.905	28.477	19.853	1'34.334	216,4	10:10'01.010
6	<b>13.081</b>	32.799	28.452	19.890	1'34.222	<b>218,2</b>	10:11'35.232
7	13.098	<b>32.613</b>	<b>28.286</b>	<b>19.732</b>	<b>1'33.729</b>	<b>218,2</b>	10:13'08.961
8	13.096	32.882	28.630	19.821	1'34.429	216,0	10:14'43.390
9	13.171	32.767	30.265	21.738	1'37.941	216,9	10:16'21.331
10	13.098	32.741	28.488			<b>218,2</b>	

**29 N. BERREBY (1'36.802)**

Lap	Seg.1	Seg.2	Seg.3	Seg.4	Lap Time	km/h	Local Time
1							
2	17.545	35.578	29.823	20.726	1'43.672P	209,3	10:04'15.203
3	14.251	34.552	<b>29.283</b>	20.723	1'38.809	210,1	10:05'54.012
4	13.398	<b>33.485</b>	29.410	<b>20.509</b>	<b>1'36.802</b>	<b>212,2</b>	10:07'30.814
5	<b>13.251</b>	1'11.002	29.435	20.585	2'14.273	172,5	10:09'45.087
6	13.317	50.626	33.633	26.995	2'04.571	98,9	10:11'49.658
7	18.192	42.846	31.894	26.174	1'59.106	131,9	10:13'48.764
8	15.099	34.410	29.488	20.760	1'39.757	211,8	10:15'28.521
9	13.318	33.591	29.802	20.644	1'37.355	<b>212,2</b>	10:17'05.876

**22 E. FREY (1'33.862)**

Lap	Seg.1	Seg.2	Seg.3	Seg.4	Lap Time	km/h	Local Time
1							
2	31.092	37.409	31.423	23.777	2'03.701P	206,9	10:05'21.582
3	15.250	39.461	32.215	22.936	1'49.862	210,9	10:07'11.444
4	<b>12.970</b>	32.810	28.648	19.866	1'34.294	216,9	10:08'45.738
5	13.047	<b>32.584</b>	28.454	<b>19.777</b>	<b>1'33.862</b>	<b>219,1</b>	10:10'19.600
6	13.069	32.608	<b>28.435</b>	19.931	1'34.043	217,3	10:11'53.643
7	13.249	36.751	31.415	21.338	1'42.753	190,1	10:13'36.396
8	13.015	32.654	28.456	19.859	1'33.984	218,2	10:15'10.380
9	13.072	32.779	28.696	22.329	1'36.876	217,3	10:16'47.256
10	12.992	32.734	28.497			<b>219,1</b>	

**31 A. BOHRA (1'33.669)**

Lap	Seg.1	Seg.2	Seg.3	Seg.4	Lap Time	km/h	Local Time
1							
2	22.507	41.243	31.153	21.622	1'56.525P	163,9	10:05'26.231
3	13.625	35.862	32.415	22.698	1'44.600	204,5	10:07'10.831
4	13.032	32.623	28.445	19.667	1'33.767	220,9	10:08'44.598
5	13.014	<b>32.501</b>	28.444	19.710	<b>1'33.669</b>	223,6	10:10'18.267
6	12.983	32.512	28.536	19.769	1'33.800	<b>224,1</b>	10:11'52.067
7	13.161	37.843	31.340	21.336	1'43.680	168,2	10:13'35.747
8	13.140	32.524	<b>28.427</b>	<b>19.647</b>	1'33.738	220,0	10:15'09.485
9	13.048	32.589	28.450	19.777	1'33.864	222,2	10:16'43.349
10	<b>12.903</b>	32.841	28.600			<b>224,1</b>	

**23 R. FRANCO (1'34.028)**

Lap	Seg.1	Seg.2	Seg.3	Seg.4	Lap Time	km/h	Local Time
1							
2	22.276	1'02.081	45.537	28.114	2'38.008P	114,0	10:04'46.125
3	16.856	34.881	34.007	30.251	1'55.995	208,1	10:06'42.120
4	18.105	34.472	29.038	20.915	1'42.530	207,7	10:08'24.650
5	13.116	<b>32.623</b>	28.464	20.659	1'34.862	216,9	10:09'59.512
6	13.146	32.663	28.457	<b>19.762</b>	<b>1'34.028</b>	<b>217,3</b>	10:11'33.540
7	<b>13.111</b>	32.676	28.499	19.915	1'34.201	216,9	10:13'07.741
8	15.553	33.558	28.569	19.993	1'37.673	212,6	10:14'45.414

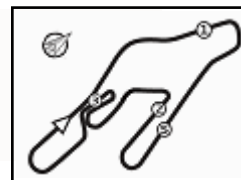
**33 T. STOLCERMANIS (1'33.609)**

Lap	Seg.1	Seg.2	Seg.3	Seg.4	Lap Time	km/h	Local Time
1							
2	25.165	36.197	29.779	20.757	1'51.898P	206,1	10:05'15.456
3	14.467	43.549	31.898	20.682	1'50.596	181,8	10:07'06.052
4	13.107	32.837	28.398	19.829	1'34.171	216,9	10:08'40.223
5	13.120	<b>32.514</b>	<b>28.249</b>	<b>19.726</b>	<b>1'33.609</b>	217,7	10:10'13.832
6	13.156	32.620	28.330	19.821	1'33.927	216,4	10:11'47.759

15/06/2024

P = Pits In/Out - C = Lap Time Cancelled





7	13.463	37.992	30.409	21.226	1'43.090	182,1	10:13'30.849	6	13.131	<b>32.553</b>	28.386	19.712	<b>1'33.782</b>	215,6	10:12'40.145
8	13.120	32.521	28.481	19.788	1'33.910	215,6	10:15'04.759	7	13.132	32.598	<b>28.369</b>	19.920	1'34.019	<b>217,3</b>	10:14'14.164
9	13.127	32.646	28.342	19.765	1'33.880	216,4	10:16'38.639	8	13.130	36.399	32.894	20.394	1'42.817	184,6	10:15'56.981
10	<b>13.071</b>	32.592	28.301	19.867	1'33.831	<b>218,2</b>	10:18'12.470	9	13.093	32.687	28.501	<b>19.665</b>	1'33.946	216,9	10:17'30.927

36 G. JONSSON (1'33.834)							
Lap	Seg.1	Seg.2	Seg.3	Seg.4	Lap Time	km/h	Local Time
1							
2	19.486	39.498	31.972	21.951	1'52.907P	204,2	10:06'00.113
3	13.388	36.971	31.228	20.149	1'41.736	195,3	10:07'41.849
4	<b>13.105</b>	34.741	28.757	19.838	1'36.441	203,8	10:09'18.290
5	13.154	<b>32.657</b>	28.297	<b>19.726</b>	<b>1'33.834</b>	<b>219,5</b>	10:10'52.124
6	13.159	32.673	<b>28.296</b>	19.737	1'33.865	218,6	10:12'25.989
7	13.155	32.758	28.333	19.756	1'34.002	217,7	10:13'59.991
8	13.178	32.756	28.333	<b>19.726</b>	1'33.993	218,6	10:15'33.984
9	13.221	37.247	31.409			210,9	

51 K. NAKAMURA-BERTA (1'33.857)							
Lap	Seg.1	Seg.2	Seg.3	Seg.4	Lap Time	km/h	Local Time
1							
2	26.058	38.406	31.472	21.468	1'57.404P	204,9	10:05'21.334
3	13.381	40.031	32.696	21.878	1'47.986	208,9	10:07'09.320
4	13.177	32.900	28.378	19.776	1'34.231	218,2	10:08'43.551
5	13.095	32.742	28.428	19.800	1'34.065	<b>220,4</b>	10:10'17.616
6	13.127	<b>32.624</b>	<b>28.323</b>	19.783	<b>1'33.857</b>	217,3	10:11'51.473
7	<b>13.070</b>	34.983	30.484	21.728	1'40.265	195,3	10:13'31.738
8	13.145	33.858	28.704	19.837	1'35.544	214,7	10:15'07.282
9	13.129	32.826	28.948	20.087	1'34.990	217,7	10:16'42.272
10	13.098	32.653	28.434	<b>19.725</b>	1'33.910	217,7	10:18'16.182

37 F. FIORENTINO (1'35.117)							
Lap	Seg.1	Seg.2	Seg.3	Seg.4	Lap Time	km/h	Local Time
1							
2	21.629	38.148	31.123	21.545	1'52.445P	197,1	10:06'03.807
3	13.484	37.074	34.033	20.289	1'44.880	210,9	10:07'48.687
4	13.274	33.340	28.825	20.082	1'35.521	213,9	10:09'24.208
5	13.257	33.052	<b>28.821</b>	<b>19.987</b>	<b>1'35.117</b>	214,7	10:10'59.325
6	13.296	33.068	31.410	20.184	1'37.958	212,6	10:12'37.283
7	13.258	33.196	29.596	21.427	1'37.477	212,6	10:14'14.760
8	13.228	36.308	32.731	20.436	1'42.703	193,9	10:15'57.463
9	<b>13.162</b>	<b>33.003</b>	28.826	20.126	<b>1'35.117</b>	<b>215,1</b>	10:17'32.580

52 O. SAVINKOV (1'34.160)							
Lap	Seg.1	Seg.2	Seg.3	Seg.4	Lap Time	km/h	Local Time
1							
2	19.889	41.548	31.105	21.369	1'53.911P	152,1	10:05'29.285
3	13.491	37.750	34.414	25.459	1'51.114	184,9	10:07'20.399
4	<b>13.100</b>	32.876	28.719	19.936	1'34.631	217,3	10:08'55.030
5	13.137	<b>32.691</b>	28.440	19.892	<b>1'34.160</b>	<b>219,5</b>	10:10'29.190
6	13.179	32.756	<b>28.391</b>	19.851	1'34.177	216,9	10:12'03.367
7	13.184	44.412	34.490	20.241	1'52.327	120,8	10:13'55.694
8	13.288	32.916	28.443	<b>19.814</b>	1'34.461	215,1	10:15'30.155
9	13.198	32.769	28.801	19.985	1'34.753	217,7	10:17'04.908

45 J. BEETON (1'33.861)							
Lap	Seg.1	Seg.2	Seg.3	Seg.4	Lap Time	km/h	Local Time
1							
2	22.000	41.062	31.253	21.738	1'56.053P	161,2	10:05'27.024
3	13.468	38.050	34.282	23.632	1'49.432	212,2	10:07'16.456
4	13.100	32.611	28.430	19.784	1'33.925	220,9	10:08'50.381
5	13.094	32.541	28.457	19.782	1'33.874	221,8	10:10'24.255
6	13.077	39.086	32.111	20.581	1'44.855	131,2	10:12'09.110
7	13.134	<b>32.512</b>	28.367	19.848	<b>1'33.861</b>	220,0	10:13'42.971
8	13.122	32.670	<b>28.351</b>	<b>19.720</b>	1'33.863	220,9	10:15'16.834
9	13.141	32.639	28.408	20.352	1'34.540	219,1	10:16'51.374
10	<b>12.868</b>	32.875	28.515	19.985	1'34.243	<b>224,1</b>	10:18'25.617

54 G. HOLGUIN (1'35.591)							
Lap	Seg.1	Seg.2	Seg.3	Seg.4	Lap Time	km/h	Local Time
1							
2	18.251	37.027	29.444	20.885	1'45.607P	208,5	10:04'19.319
3	14.536	39.433	33.583	24.256	1'51.808	200,0	10:06'11.127
4	13.462	37.234	41.942	22.209	1'54.847	171,7	10:08'05.974
5	13.463	33.850	<b>28.781</b>	20.669	1'36.763	212,2	10:09'42.737
6	13.359	33.268	28.815	20.375	1'35.817	<b>214,7</b>	10:11'18.554
7	13.366	33.284	28.838	20.286	1'35.774	214,3	10:12'54.328
8	13.335	33.301	28.788	<b>20.196</b>	1'35.620	213,4	10:14'29.948
9	13.323	<b>33.144</b>	28.884	20.307	1'35.658	<b>214,7</b>	10:16'05.606
10	<b>13.247</b>	33.268	28.820	20.256	<b>1'35.591</b>	<b>214,7</b>	10:17'41.197

49 A. PETROVIC (1'33.793)							
Lap	Seg.1	Seg.2	Seg.3	Seg.4	Lap Time	km/h	Local Time
1							
2	25.019	41.590	31.153	20.547	1'58.309P	156,3	10:05'06.280
3	13.861	34.414	30.357	24.894	1'43.526	205,3	10:06'49.806
4	<b>13.122</b>	37.213	32.260	19.849	1'42.444	<b>219,1</b>	10:08'32.250
5	13.149	32.563	28.385	19.842	1'33.939	218,2	10:10'06.189
6	13.167	32.620	33.207	20.107	1'39.101	218,2	10:11'45.290
7	13.166	32.633	<b>28.307</b>	19.838	1'33.944	217,3	10:13'19.234
8	13.157	32.622	28.325	19.797	1'33.901	217,3	10:14'53.135
9	15.444	38.237	30.092	19.873	1'43.646	204,9	10:16'36.781
10	13.157	<b>32.546</b>	28.317	<b>19.773</b>	<b>1'33.793</b>	216,0	10:18'10.574

55 A. RODELLA (1'34.179)							
Lap	Seg.1	Seg.2	Seg.3	Seg.4	Lap Time	km/h	Local Time
1							
2	22.371	37.528	31.042	21.571	1'52.512P	198,5	10:06'02.734
3	13.626	37.341	33.815	20.092	1'44.874	212,6	10:07'47.608
4	13.195	33.811	28.707	20.023	1'35.736	205,3	10:09'23.344
5	<b>13.163</b>	32.846	28.451	19.788	1'34.248	<b>217,7</b>	10:10'57.592
6	13.213	32.768	<b>28.442</b>	<b>19.756</b>	<b>1'34.179</b>	217,3	10:12'31.771
7	13.202	<b>32.766</b>	28.504	19.869	1'34.341	216,4	10:14'06.112
8	14.420	36.917	28.810	19.908	1'40.055	208,1	10:15'46.167
9	13.167	32.929	30.026	19.859	1'35.981	216,9	10:17'22.148

50 D. GOWDA (1'33.782)							
Lap	Seg.1	Seg.2	Seg.3	Seg.4	Lap Time	km/h	Local Time
1							
2	19.154	37.546	31.852	24.622	1'53.174P	204,5	10:06'08.749
3	14.292	36.932	35.966	21.519	1'48.709	202,2	10:07'57.458
4	<b>13.078</b>	33.454	28.688	19.772	1'34.992	216,4	10:09'32.450
5	13.114	32.555	28.530	19.714	1'33.913	<b>217,3</b>	10:11'06.363

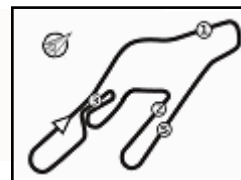
62 E. ROBINSON (1'34.851)							
Lap	Seg.1	Seg.2	Seg.3	Seg.4	Lap Time	km/h	Local Time
1							
2	18.161	36.568	31.677	24.622	1'51.028P	213,9	10:06'08.991
3	14.330	37.002	35.884	21.817	1'49.033	204,9	10:07'58.024
4	<b>13.159</b>	33.259	28.839	19.995	1'35.252	<b>221,8</b>	10:09'33.276
5	13.239	33.086	<b>28.680</b>	<b>19.846</b>	<b>1'34.851</b>	220,0	10:11'08.127

15/06/2024

P = Pits In/Out - C = Lap Time Cancelled







Vallelunga 4.085 m

**4 / 4**

## ACI Racing Weekend Vallelunga, 15-16 Giugno 2024

### Italian F4 Championship - Chronological Analysis Qualifying 2

6	13.249	<b>33.006</b>	28.720	19.930	1'34.905	218,2	10:12'43.032	4	13.179	32.654	28.373	19.796	1'34.002	216,0	10:09'29.373
7	13.280	34.278	28.965	20.024	1'36.547	217,3	10:14'19.579	5	13.145	<b>32.421</b>	28.363	<b>19.627</b>	<b>1'33.556</b>	<b>217,3</b>	10:11'02.929
8	13.447	37.577	32.082	20.738	1'43.844	212,6	10:16'03.423	6	13.154	32.469	28.298	19.643	1'33.564	216,0	10:12'36.493
9	13.259	33.090	28.714	20.104	1'35.167	218,2	10:17'38.590	7	13.157	32.563	<b>28.294</b>	19.744	1'33.758	<b>217,3</b>	10:14'10.251
								8	14.093	38.393	33.025	20.315	1'45.826	179,7	10:15'56.077
								9	<b>13.139</b>	32.498	28.383	19.690	1'33.710	216,4	10:17'29.787

**70 K. MRAD (1'34.318)**

Lap	Seg.1	Seg.2	Seg.3	Seg.4	Lap Time	km/h	Local Time
1							
2	21.286	47.921	31.848	20.947	2'02.002P	125,4	10:05'14.193
3	13.923	43.657	37.698	23.628	1'58.906	199,3	10:07'13.099
4	13.194	32.929	28.810	20.043	1'34.976	216,4	10:08'48.075
5	13.206	32.793	28.532	19.981	1'34.512	<b>216,9</b>	10:10'22.587
6	13.241	32.914	28.444	19.983	1'34.582	215,1	10:11'57.169
7	13.228	36.463	29.358	21.959	1'41.008	192,2	10:13'38.177
8	<b>13.192</b>	<b>32.774</b>	<b>28.412</b>	<b>19.940</b>	<b>1'34.318</b>	216,0	10:15'12.495
9	13.197	32.976	28.679	21.553	1'36.405	216,4	10:16'48.900
10	13.214	32.843	28.584	19.984	1'34.625	216,4	10:18'23.525

**88 L. HODENIUS (1'34.279)**

Lap	Seg.1	Seg.2	Seg.3	Seg.4	Lap Time	km/h	Local Time
1							
2	19.386	40.001	31.882	21.275	1'52.544P	184,6	10:06'00.501
3	13.535	37.280	31.424	21.201	1'43.440	207,7	10:07'43.941
4	<b>13.069</b>	33.433	29.463	20.612	1'36.577	219,1	10:09'20.518
5	13.099	32.902	28.505	<b>19.773</b>	<b>1'34.279</b>	<b>219,5</b>	10:10'54.797
6	13.194	<b>32.845</b>	<b>28.477</b>	19.903	1'34.419	217,3	10:12'29.216
7	13.213	32.903	28.604	19.864	1'34.584	216,0	10:14'03.800
8	15.990	39.661	29.016	20.086	1'44.753	155,0	10:15'48.553
9	13.166	32.873	28.802	19.925	1'34.766	218,6	10:17'23.319

**71 M. REHM (1'33.956)**

Lap	Seg.1	Seg.2	Seg.3	Seg.4	Lap Time	km/h	Local Time
1							
2	21.953	41.220	30.943	21.734	1'55.850P	157,0	10:05'27.543
3	13.408	38.253	34.130	24.466	1'50.257	189,5	10:07'17.800
4	13.049	32.809	28.521	<b>19.877</b>	1'34.256	220,9	10:08'52.056
5	13.026	32.720	<b>28.331</b>	19.879	<b>1'33.956</b>	<b>222,2</b>	10:10'26.012
6	13.069	39.544	31.271	20.309	1'44.193	147,5	10:12'10.205
7	<b>12.998</b>	32.646	28.437	19.982	1'34.063	221,3	10:13'44.268
8	13.025	<b>32.630</b>	28.490	20.010	1'34.155	219,1	10:15'18.423
9	13.050	32.635	28.491	19.936	1'34.112	219,5	10:16'52.535
10	13.017	32.654	28.492	19.934	1'34.097	219,5	10:18'26.632

**73 E. OLIVIERI (1'34.087)**

Lap	Seg.1	Seg.2	Seg.3	Seg.4	Lap Time	km/h	Local Time
1							
2	21.537	41.423	30.842	21.562	1'55.364P	157,4	10:05'27.850
3	13.491	38.401	34.287	25.607	1'51.786	190,1	10:07'19.636
4	<b>13.019</b>	32.885	28.686	19.850	1'34.440	<b>219,1</b>	10:08'54.076
5	13.104	32.743	28.458	19.876	1'34.181	218,6	10:10'28.257
6	13.163	<b>32.715</b>	<b>28.426</b>	<b>19.783</b>	<b>1'34.087</b>	216,4	10:12'02.344
7	13.202	32.783	28.656	22.315	1'36.956	215,1	10:13'39.300
8	14.278	35.470	28.794	20.975	1'39.517	210,1	10:15'18.817
9	13.069	32.794	28.625	20.014	1'34.502	217,7	10:16'53.319
10	13.161	32.876	28.548	19.945	1'34.530	214,3	10:18'27.849

**77 E. YEH (1'33.953)**

Lap	Seg.1	Seg.2	Seg.3	Seg.4	Lap Time	km/h	Local Time
1							
2	27.147	37.772	31.609	22.389	1'58.917P	203,8	10:05'20.986
3	14.231	40.672	32.647	23.667	1'51.217	204,9	10:07'12.203
4	13.087	32.910	28.549	19.988	1'34.534	216,9	10:08'46.737
5	13.117	33.002	28.287	<b>19.854</b>	1'34.260	216,9	10:10'20.997
6	13.181	<b>32.725</b>	<b>28.184</b>	19.863	<b>1'33.953</b>	215,1	10:11'54.950
7	13.174	33.804	29.525	21.423	1'37.926	203,4	10:13'32.876
8	13.099	33.128	29.218	19.944	1'35.389	216,0	10:15'08.265
9	13.132	32.940	28.514	20.089	1'34.675	213,4	10:16'42.940
10	<b>13.053</b>	32.802	28.359	19.922	1'34.136	<b>217,7</b>	10:18'17.076

**80 A. POWELL (1'33.556)**

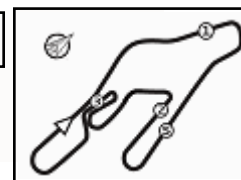
Lap	Seg.1	Seg.2	Seg.3	Seg.4	Lap Time	km/h	Local Time
1							
2	20.084	37.877	31.845	24.556	1'54.362P	204,9	10:06'08.296
3	14.193	36.747	35.433	20.702	1'47.075	209,7	10:07'55.371

15/06/2024

P = Pits In/Out - C = Lap Time Cancelled

Powered by FICr PERUGIA TIMING





# ACI Racing Weekend Vallelunga, 15-16 Giugno 2024

## Italian F4 Championship - Results - Second Fastest Lap Qualifying 2

Vallelunga 4.085 m

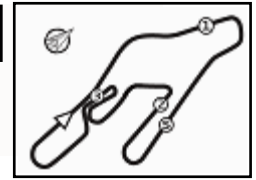
No.	Driver	Nat	Entrant	Team	Car	Class	Time	Gap	Rel.	Laps
1	<b>80 POWELL</b> Alex	USA	Prema Racing	Prema Racing	Tatuus F4-T421	R	<b>1'33.564</b>			8
2	<b>27 SLATER</b> Freddie	GBR	Prema Racing	Prema Racing	Tatuus F4-T421		<b>1'33.624</b>	0.060	0.060	9
3	<b>6 YAMAKOSHI</b> Hiyu	JPN	Van Amersfoort Racing	Van Amersfoort Racing	Tatuus F4-T421		<b>1'33.643</b>	0.079	0.019	6
4	<b>10 FERREIRA</b> Matheus	BRA	US Racing	US Racing	Tatuus F4-T421		<b>1'33.710</b>	0.146	0.067	8
5	<b>31 BOHRA</b> Akshay	IND	US Racing	US Racing	Tatuus F4-T421		<b>1'33.738</b>	0.174	0.028	8
6	<b>12 PRADEL</b> Gianmarco	AUS	US Racing	US Racing	Tatuus F4-T421		<b>1'33.762</b>	0.198	0.024	7
7	<b>33 STOLCERMANIS</b> Tomass	LVA	Prema Racing	Prema Racing	Tatuus F4-T421	R	<b>1'33.831</b>	0.267	0.069	9
8	<b>45 BEETON</b> Jack	AUS	US Racing	US Racing	Tatuus F4-T421		<b>1'33.863</b>	0.299	0.032	9
9	<b>36 JONSSON</b> Gustav	SWE	Van Amersfoort Racing	Van Amersfoort Racing	Tatuus F4-T421		<b>1'33.865</b>	0.301	0.002	7
10	<b>7 SAMMALISTO</b> Luka	FIN	R-ACE GP	R-ACE GP	Tatuus F4-T421	R	<b>1'33.895</b>	0.331	0.030	9
11	<b>14 AL DHAHERI</b> Rashid	UAE	Prema Racing	Prema Racing	Tatuus F4-T421		<b>1'33.896</b>	0.332	0.001	9
12	<b>49 PETROVIC</b> Andrej	SRB	PHM AIX Racing	PHM AIX Racing	Tatuus F4-T421	R	<b>1'33.901</b>	0.337	0.005	9
13	<b>51 NAKAMURA-BERTA</b> Kean	JPN	Prema Racing	Prema Racing	Tatuus F4-T421	R	<b>1'33.910</b>	0.346	0.009	9
14	<b>50 GOWDA</b> Dion	IND	Prema Racing	Prema Racing	Tatuus F4-T421		<b>1'33.913</b>	0.349	0.003	8
15	<b>3 POPOV</b> Maksimilian	GRD	PHM AIX Racing	PHM AIX Racing	Tatuus F4-T421	R	<b>1'33.960</b>	0.396	0.047	9
16	<b>22 FREY</b> Enea	CHE	Jenzer Motorsport	Jenzer Motorsport	Tatuus F4-T421	R	<b>1'33.984</b>	0.420	0.024	8
17	<b>16 LARINI</b> Davide	ITA	PHM AIX Racing	PHM AIX Racing	Tatuus F4-T421		<b>1'34.044</b>	0.480	0.060	9
18	<b>71 REHM</b> Maxim	DEU	US Racing	US Racing	Tatuus F4-T421	R	<b>1'34.063</b>	0.499	0.019	9
19	<b>23 FRANCO</b> Reno	NLD	Jenzer Motorsport	Jenzer Motorsport	Tatuus F4-T421		<b>1'34.069</b>	0.505	0.006	8
20	<b>24 ZHANG</b> Shimo	CHN	Jenzer Motorsport	Jenzer Motorsport	Tatuus F4-T421	R	<b>1'34.089</b>	0.525	0.020	9
21	<b>19 ANURAG</b> Kabir	SGP	US Racing	US Racing	Tatuus F4-T421	R	<b>1'34.092</b>	0.528	0.003	8
22	<b>77 YEH</b> Enzo	CHN	R-ACE GP	R-ACE GP	Tatuus F4-T421	R	<b>1'34.136</b>	0.572	0.044	9
23	<b>8 KOSTIC</b> Andrija	SRB	Van Amersfoort Racing	Van Amersfoort Racing	Tatuus F4-T421	R	<b>1'34.149</b>	0.585	0.013	7
24	<b>52 SAVINKOV</b> Oleksandr	UKR	AKM Motorsport	AKM Motorsport	Tatuus F4-T421	R	<b>1'34.177</b>	0.613	0.028	8
25	<b>73 OLIVIERI</b> Emanuele	ITA	AKM Motorsport	AKM Motorsport	Tatuus F4-T421	R	<b>1'34.181</b>	0.617	0.004	9
26	<b>21 ISCHER</b> Ethan	CHE	Jenzer Motorsport	Jenzer Motorsport	Tatuus F4-T421		<b>1'34.222</b>	0.658	0.041	8
27	<b>55 RODELLA</b> Alvisè	ITA	Van Amersfoort Racing	Van Amersfoort Racing	Tatuus F4-T421		<b>1'34.248</b>	0.684	0.026	8
28	<b>88 HODENIUS</b> Lin	NLD	Van Amersfoort Racing	Van Amersfoort Racing	Tatuus F4-T421		<b>1'34.419</b>	0.855	0.171	8
29	<b>70 MRAD</b> Kamal	AUS	PHM AIX Racing	PHM AIX Racing	Tatuus F4-T421	R	<b>1'34.512</b>	0.948	0.093	9
30	<b>9 STACK</b> Everett	USA	PHM AIX Racing	PHM AIX Racing	Tatuus F4-T421		<b>1'34.737</b>	1.173	0.225	9
31	<b>11 VIISOREANU</b> Luca	ROU	Real Racing	Real Racing	Tatuus F4-T421	R	<b>1'34.817</b>	1.253	0.080	8
32	<b>62 ROBINSON</b> Edward	ESP	AS Motorsport	AS Motorsport	Tatuus F4-T421	R	<b>1'34.905</b>	1.341	0.088	8
33	<b>5 DOBRZANSKI</b> Wiktor	POL	AKM Motorsport	AKM Motorsport	Tatuus F4-T421		<b>1'35.003</b>	1.439	0.098	8
34	<b>37 FIORENTINO</b> Filippo	BRA	Cram Motorsport	Cram Motorsport	Tatuus F4-T421	R	<b>1'35.117</b>	1.553	0.114	8
35	<b>54 HOLGUIN</b> Gabriel	VEN	Maffi Racing	Maffi Racing	Tatuus F4-T421	R	<b>1'35.620</b>	2.056	0.503	9
36	<b>29 BERREBY</b> Nathanael	CHE	Maffi Racing	Maffi Racing	Tatuus F4-T421	R	<b>1'37.355</b>	3.791	1.735	8

Humidity:	44%	Air	23°C
Condition:	DRY	Track	36°C

Clerk of the Course : Dino Lodola

Race Director : Alessandro Ferrari

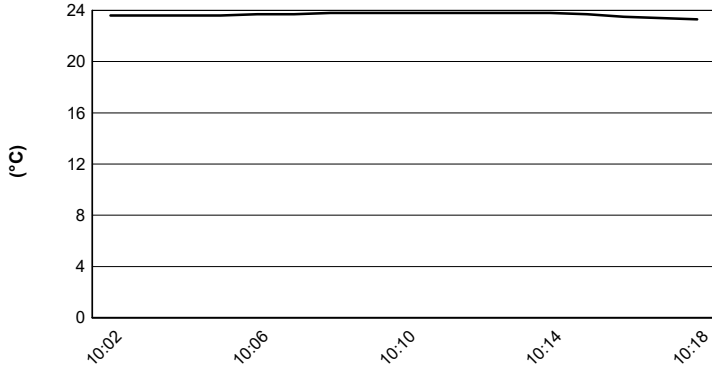
15/06/2024	Start 10:02	End 10:18
------------	----------------	--------------



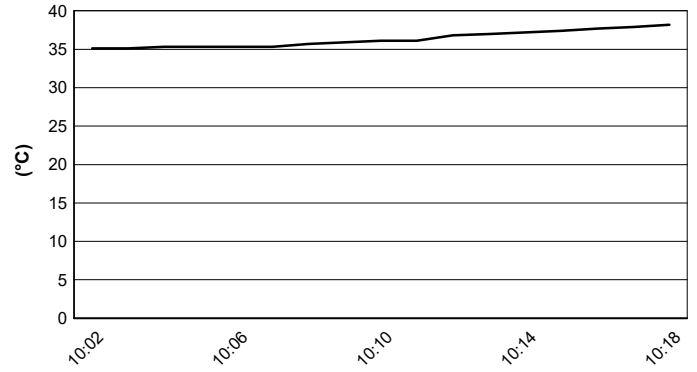
Vallelunga 4.085 m

**ACI Racing Weekend Vallelunga, 15-16 Giugno 2024**  
**Italian F4 Championship - Weather Report Qualifying 2**  
 Session started 10:02 - Session ended 10:18

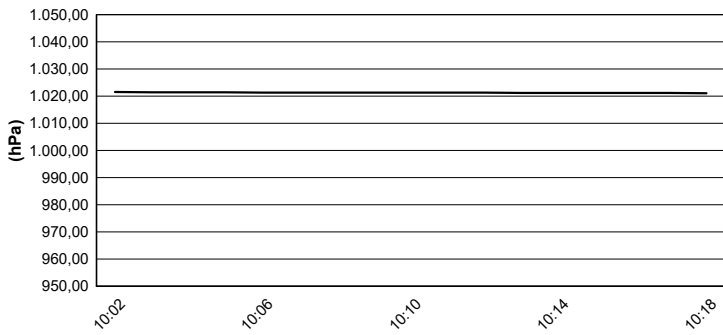
**Air Temperature**



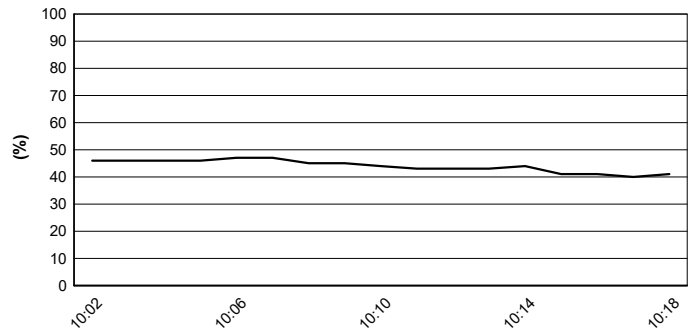
**Track Temperature**



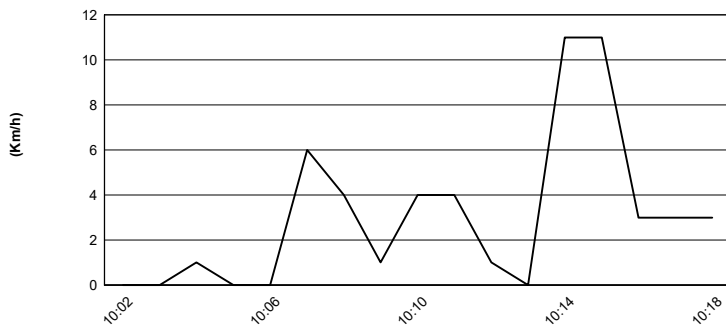
**Air Pressure**



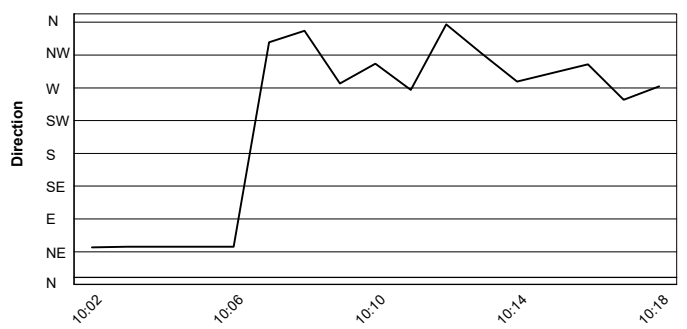
**Humidity**



**Wind Speed**

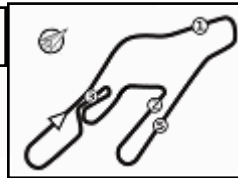


**Wind Direction**



15/06/2024





## ACI Racing Weekend Vallelunga, 15-16 Giugno 2024

### Italian F4 Championship - Best Second Fastest Lap

No.	Driver	Nat	Entrant	Team	Car	Class	Sess. 1	Sess. 2	Time	Gap	Rel.	Laps
1	<b>80 POWELL</b> Alex	USA	Prema Racing	Prema Racing	Tatuus F4-T421	R	1'33.875	<b>1'33.564</b>	<b>1'33.564</b>			17
2	<b>27 SLATER</b> Freddie	GBR	Prema Racing	Prema Racing	Tatuus F4-T421		1'33.629	<b>1'33.624</b>	<b>1'33.624</b>	0.060	0.060	17
3	<b>6 YAMAKOSHI</b> Hiyu	JPN	Van Amersfoort Racing	Van Amersfoort Racing	Tatuus F4-T421		1'33.786	<b>1'33.643</b>	<b>1'33.643</b>	0.079	0.019	14
4	<b>45 BEETON</b> Jack	AUS	US Racing	US Racing	Tatuus F4-T421		<b>1'33.657</b>	1'33.863	<b>1'33.657</b>	0.093	0.014	16
5	<b>10 FERREIRA</b> Matheus	BRA	US Racing	US Racing	Tatuus F4-T421		1'33.872	<b>1'33.710</b>	<b>1'33.710</b>	0.146	0.053	16
6	<b>31 BOHRA</b> Akshay	IND	US Racing	US Racing	Tatuus F4-T421		1'33.869	<b>1'33.738</b>	<b>1'33.738</b>	0.174	0.028	17
7	<b>12 PRADEL</b> Gianmarco	AUS	US Racing	US Racing	Tatuus F4-T421		1'33.868	<b>1'33.762</b>	<b>1'33.762</b>	0.198	0.024	15
8	<b>33 STOLCERMANIS</b> Tomass	LVA	Prema Racing	Prema Racing	Tatuus F4-T421	R	1'33.947	<b>1'33.831</b>	<b>1'33.831</b>	0.267	0.069	18
9	<b>14 AL DHAHERI</b> Rashid	UAE	Prema Racing	Prema Racing	Tatuus F4-T421		<b>1'33.844</b>	1'33.896	<b>1'33.844</b>	0.280	0.013	18
10	<b>50 GONDW</b> Dion	IND	Prema Racing	Prema Racing	Tatuus F4-T421		<b>1'33.856</b>	1'33.913	<b>1'33.856</b>	0.292	0.012	17
11	<b>36 JONSSON</b> Gustav	SWE	Van Amersfoort Racing	Van Amersfoort Racing	Tatuus F4-T421		1'33.980	<b>1'33.865</b>	<b>1'33.865</b>	0.301	0.009	16
12	<b>7 SAMMALISTO</b> Luka	FIN	R-ACE GP	R-ACE GP	Tatuus F4-T421	R	1'34.128	<b>1'33.895</b>	<b>1'33.895</b>	0.331	0.030	18
13	<b>49 PETROVIC</b> Andrej	SRB	PHM AIX Racing	PHM AIX Racing	Tatuus F4-T421	R	1'34.111	<b>1'33.901</b>	<b>1'33.901</b>	0.337	0.006	18
14	<b>51 NAKAMURA-BERTA</b> Kea	JPN	Prema Racing	Prema Racing	Tatuus F4-T421	R	1'34.060	<b>1'33.910</b>	<b>1'33.910</b>	0.346	0.009	17
15	<b>3 POPOV</b> Maksimilian	GRD	PHM AIX Racing	PHM AIX Racing	Tatuus F4-T421	R	1'34.391	<b>1'33.960</b>	<b>1'33.960</b>	0.396	0.050	18
16	<b>22 FREY</b> Enea	CHE	Jenzer Motorsport	Jenzer Motorsport	Tatuus F4-T421	R	1'34.186	<b>1'33.984</b>	<b>1'33.984</b>	0.420	0.024	17
17	<b>16 LARINI</b> Davide	ITA	PHM AIX Racing	PHM AIX Racing	Tatuus F4-T421		1'34.235	<b>1'34.044</b>	<b>1'34.044</b>	0.480	0.060	18
18	<b>71 REHM</b> Maxim	DEU	US Racing	US Racing	Tatuus F4-T421	R	1'34.081	<b>1'34.063</b>	<b>1'34.063</b>	0.499	0.019	18
19	<b>23 FRANCO</b> Reno	NLD	Jenzer Motorsport	Jenzer Motorsport	Tatuus F4-T421		1'34.070	<b>1'34.069</b>	<b>1'34.069</b>	0.505	0.006	17
20	<b>24 ZHANG</b> Shimo	CHN	Jenzer Motorsport	Jenzer Motorsport	Tatuus F4-T421	R	1'34.323	<b>1'34.089</b>	<b>1'34.089</b>	0.525	0.020	18
21	<b>19 ANURAG</b> Kabir	SGP	US Racing	US Racing	Tatuus F4-T421	R	1'34.506	<b>1'34.092</b>	<b>1'34.092</b>	0.528	0.003	16
22	<b>77 YEH</b> Enzo	CHN	R-ACE GP	R-ACE GP	Tatuus F4-T421	R	1'34.169	<b>1'34.136</b>	<b>1'34.136</b>	0.572	0.044	18
23	<b>8 KOSTIC</b> Andrija	SRB	Van Amersfoort Racing	Van Amersfoort Racing	Tatuus F4-T421	R	1'34.476	<b>1'34.149</b>	<b>1'34.149</b>	0.585	0.013	15
24	<b>52 SAVINKOV</b> Oleksandr	UKR	AKM Motorsport	AKM Motorsport	Tatuus F4-T421	R	1'34.911	<b>1'34.177</b>	<b>1'34.177</b>	0.613	0.028	17
25	<b>73 OLIVIERI</b> Emanuele	ITA	AKM Motorsport	AKM Motorsport	Tatuus F4-T421	R	1'34.706	<b>1'34.181</b>	<b>1'34.181</b>	0.617	0.004	18
26	<b>21 ISCHER</b> Ethan	CHE	Jenzer Motorsport	Jenzer Motorsport	Tatuus F4-T421		1'34.250	<b>1'34.222</b>	<b>1'34.222</b>	0.658	0.041	16
27	<b>55 RODELLA</b> Alvise	ITA	Van Amersfoort Racing	Van Amersfoort Racing	Tatuus F4-T421		1'34.591	<b>1'34.248</b>	<b>1'34.248</b>	0.684	0.026	17
28	<b>88 HODENIUS</b> Lin	NLD	Van Amersfoort Racing	Van Amersfoort Racing	Tatuus F4-T421		1'34.623	<b>1'34.419</b>	<b>1'34.419</b>	0.855	0.171	17
29	<b>70 MRAD</b> Kamal	AUS	PHM AIX Racing	PHM AIX Racing	Tatuus F4-T421	R	1'34.666	<b>1'34.512</b>	<b>1'34.512</b>	0.948	0.093	18
30	<b>11 VIISOREANU</b> Luca	ROU	Real Racing	Real Racing	Tatuus F4-T421	R	<b>1'34.701</b>	1'34.817	<b>1'34.701</b>	1.137	0.189	16
31	<b>9 STACK</b> Everett	USA	PHM AIX Racing	PHM AIX Racing	Tatuus F4-T421		1'34.816	<b>1'34.737</b>	<b>1'34.737</b>	1.173	0.036	18
32	<b>62 ROBINSON</b> Edward	ESP	AS Motorsport	AS Motorsport	Tatuus F4-T421	R	1'34.977	<b>1'34.905</b>	<b>1'34.905</b>	1.341	0.168	17
33	<b>5 DOBRZANSKI</b> Wiktor	POL	AKM Motorsport	AKM Motorsport	Tatuus F4-T421		1'35.559	<b>1'35.003</b>	<b>1'35.003</b>	1.439	0.098	17
34	<b>37 FIORENTINO</b> Filippo	BRA	Cram Motorsport	Cram Motorsport	Tatuus F4-T421	R	1'35.349	<b>1'35.117</b>	<b>1'35.117</b>	1.553	0.114	16
35	<b>54 HOLGUIN</b> Gabriel	VEN	Maffi Racing	Maffi Racing	Tatuus F4-T421	R	1'35.937	<b>1'35.620</b>	<b>1'35.620</b>	2.056	0.503	18
36	<b>29 BERREBY</b> Nathanael	CHE	Maffi Racing	Maffi Racing	Tatuus F4-T421	R	<b>1'36.205</b>	1'37.355	<b>1'36.205</b>	2.641	0.585	17

Clerk of the Course : Dino Lodola

Race Director : Alessandro Ferrari

15/06/2024